





North Natomas Little League

2016 Equipment Guidelines

Before purchasing equipment for use in Little League, please review the following guidelines taken from the Little League Rule Book. Unacceptable or illegal equipment will be removed from play. This summary is intended to assist in the purchasing of equipment only. It is not comprehensive, nor, a summary of ALL applicable rules.

Bats

(Rule 1.10)

ADVISORY: Composite barreled bats are <u>prohibited</u> unless there is a waiver (Majors and Below)	
<ul style="list-style-type: none"> - Bat Resource and Current List: http://www.littleleague.org/learn/equipment/baseballbatinfo.htm - NOTE 1: Approval Letter for approved bats must be available for review upon request prior to play. 	
<p>If Approval required: print Approval Letter (in COLOR); leave in bag WITH bat; bring waiver to EVERY game.</p> <div style="text-align: right;">  </div>	
BASEBALL	<p>1. Little League (Majors and below):</p> <ul style="list-style-type: none"> - Not be more than 33" in length nor more than 2-1/4" in diameter. - All non-wood bats must be printed with "BPF 1.15" (1.15 or less).
	<p>BPF Rating:</p> 
	<p>2. Juniors and Intermediate (50/70)</p> <ul style="list-style-type: none"> - Not be more than 34" in length nor more than 2-5/8" in diameter. - Composite barreled bats must meet BBCOR standards and be permanently labeled. - Any 2-1/4 bat with NO composite material in the barrel may be used as long as it printed with "BPF 1.15" (1.15 or less).
<p>- NOTE: There are NO legal 2-1/4" composite bats in Juniors or above (i.e., Easton Mako, DeMarini CF7, Combat Maxum, etc)</p>	
	<p>BBCOR Certification</p> 
	<p>3. Senior/Big League:</p> <ul style="list-style-type: none"> - Not be more that 36" in length nor more than 2-5/8" in diameter. - Limit to 'Drop 3': Not lighter than 3 ounces less than the length of the bat (e.g., a 33" bat cannot weigh less than 30 oz.). - All non-wood bats must meet BBCOR standards and be permanently labeled as such. - NO 2-1/4 bats may be used.
SOFTBALL	<p>Same as baseball for each division EXCEPT all bats used in softball must be:</p> <ul style="list-style-type: none"> - Marked as a SOFTBALL bat with a BPF of 1.20 or less (ALL divisions). - Less than 2-1/4" in diameter (ALL divisions). - NOTE: Composite barreled bat ban does not apply.
<p>IMPORTANT NOTE FOR 2016 and 2017:</p> <p>Starting in 2018 a new bat standard replaces existing rules that requires all metal, laminated, or composite bats meet the 'USA Baseball Performance Standard' and labeled as such. Specifically, all bats with a BPF of 1.15 will be prohibited. In plain English: AT THIS TIME, if you buy a bat it will be ILLEGAL in 2018. Hopefully, legal bats will likely be released in 2017. However, you must confirm this prior to purchase.</p> <div style="text-align: right;">  </div>	



See second page for information on helmets, catcher's gear, gloves, jewelery, and cleats.

North Natomas Little League

2016 Equipment Guidelines

Helmets

(Rule 1.16)

1. ADVISORY: No stickers, decals, paint, etc may be applied (except by the manufacturer)

- Note 1: Player must NOT apply paint, numbers, logos, tape, decals, etc.
- NOTE 2: Helmets with added stickers, decals, etc. will be removed from play.
- NOTE 3: Writing on the helmet surface may disqualify the helmet from play.

If labeling is desired: write name on the foam padding INSIDE the helmet with permanent marker.

2. Must bear the NOCSAE stamp.

NOCSAE Stamp:



3. Must have no visible stress, damage or cracks; internal foam padding must not be damaged.

Cleats and Jewelry

(Rule 1.11)

1. **Cleats:** Shoes with molded cleats are permitted at all levels.

2. **Metal Cleats:** may be worn ONLY in Intermediate/Junior/Senior/Big Leagues.

3. **Jewelry:** Players must not wear ANY jewelry, watches, bracelets, rings, pins, or other jewelry.

- NOTE 1: Jewelry is not allowed regardless of material (metallic or non-metallic).
- NOTE 2: Jewelry that alerts medical personnel to a specific condition is permitted (inform umpire during plate conference).

Glove or Mitt

(Rule 1.13, 1.14, 1.15, and 1.17)

1. **Fielder's Glove:** All fielders other than the catcher must wear a glove or mitt not more than 14" long from top to bottom, not more than 8" wide across the palm, with webbing not more than 5-3/4" wide at the top.

2. **Pitcher's Glove:** The pitcher's glove may not, exclusive of the piping, be white or light gray, nor in the judgment of an umpire distracting in any manner.

- NOTE 1: No pitcher shall wear sweat bands on their wrist or arm.
- NOTE 2: In Softball, no white, light gray, or optical yellow, including as part of multi-colored gloves

3. **Mitt:** The catcher must wear a catcher's mitt (EXCEPT in softball: mitt must be consistent with protecting the hand)

Catcher's Equipment

(Rule 1.17)

1. **Protection:** Chest protector with a neck collar, throat guard, shin guards, and a catcher's helmet with mask.

2. **Catcher's Helmet:** must bear the NOCSAE stamp (skull caps are not permitted).

NOCSAE Stamp:



- NOTE 1: Must be worn during infield/outfield practice, pitcher warm-ups, and games.
- NOTE 2: Catcher's helmet must have a dangling throat guard EVEN if there is a metal throat guard built into the mask!
- NOTE 3: "Dangling" means the throat guard still hangs down to protect the neck when the catcher looks straight up.